



Contact our specialists to obtain a quote or for any questions regarding our products or services.



www.thewinesquare.com

SOCASE
GLAZED WITH CAVEA

ENCLOSURE SYSTEM

ISOCASE
GLAZED WITH CAVEA

enclosure system
ENCLOSURE SYSTEM

Designed and Built in North America



TABLE OF CONTENTS

The Ultimate Wine Cellar Enclosure	5
Protects and Stabilizes	6
Customizable and Simple	9
An Eco-Friendly Solution	11
The IsoCase Enclosure System Components	13
CAVEA Glass	14
Insulation System	16
The Endless Possibilities	19
The IsoCase Modular System	21
Tailored to your space	22
The IsoCase Specifications	25



THE ULTIMATE WINE CELLAR ENCLOSURE

Many wine collectors assume that placing a high-quality cooling system in a monolithic glass-enclosed space with stone or tile walls is sufficient to protect their collection. However, without proper insulation and sealing, this setup can lead to issues like air infiltration, temperature fluctuations, excessive humidity, and even mold growth.

The IsoCase wine cellar enclosure system, glazed with Cavea, is specifically engineered to create a stable, controlled environment for optimal wine preservation, while ensuring a streamlined and efficient installation process. By minimizing energy consumption through superior insulation, it helps reduce the environmental impact and conserves valuable resources, offering a sustainable solution that benefits both your collection and the planet.



protects & stabilizes



With its precisely engineered airtight and moisture barrier system, it effectively regulates humidity, reducing the risk of mold growth and unwanted odors. Additionally, the CAVEA glass provides comprehensive protection with integrated filters that shield against radiation and UV light.



Adhering to the highest insulation standards, it minimizes thermal fluctuations, ensuring temperature stability, which is the most critical factor for proper wine aging. This stable environment not only preserves the wine but also reduces energy consumption and extends the lifespan of the wine cooling system.





CUSTOMIZABLE & SIMPLE



Providing exceptional flexibility, the insulation system comes in three configurations, each available in various sizes. The units can be combined, similar to kitchen cabinets, to create larger dimensions, offering endless layout possibilities. The structure includes built-in wood blocking to support the installation of racking and is ready to accommodate a range of interior finishes, such as tiles, stone, or wood paneling, allowing for complete customization to fit your design preferences.



As a prefabricated, ready-to-assemble system, the IsoCase simplifies the installation of various insulating layers, minimizing the workforce needed for building the wine cellar while meeting the highest standards. Unlike traditional methods, which can leave the installation site under construction for weeks, the IsoCase can be fully installed in just one or two days, providing a much faster and more efficient solution.



AN ECO-FRIENDLY SOLUTION

The IsoCase Enclosure System is perfect for an eco-friendly wine cellar. Acting as an airtight barrier against heat and humidity, it protects your wine and cellar from mold and odors. By minimizing thermal fluctuations, it also extends the cooling unit's lifespan, improving energy efficiency and reducing environmental impact.

Ultimately, the IsoCase Enclosure System not only represents a commitment to quality but also contributes to a more sustainable future.





THE
ISOCASE
 ENCLOSURE SYSTEM
 COMPONENTS

1

CAVEA GLASS

The CAVEA glass partition offers protection against radiation and UV rays while ensuring insulation and airtightness, making it both secure and aesthetically pleasing.

2

INSULATION SYSTEM

The insulated partitions are easy to assemble, providing reliable insulation and airtight protection to maintain a controlled environment.

3

FINISHING PANEL

Optionally, finishing panels can be prefabricated and pre-drilled according to the racking layout to simplify installation.

4

WINE RACK

Optionally, wine racks can be designed and prefabricated to fit seamlessly with the finishing panels.



CAVEA GLASS

CAVEA is a premium glass partition designed specifically for wine cellars, offering full-height visibility for an optimal view of your wine collection. Engineered with exceptional durability, CAVEA combines a high-end, robust design with the performance required for proper wine preservation.


The double-paned glass provides UV protection and shields against harmful radiation, while offering superior thermal insulation to maintain a stable internal environment. Completely airtight, it prevents any air infiltration, ensuring your wines remain in perfect condition.



CAVEA A45

The Cavea A45 provides a cost-effective solution that offers equivalent performance.

Its sleek 45 mm matte black frame presents a contemporary aesthetic that seamlessly integrates with any decor.



CAVEA ONE

The Cavea One is the highest-quality glass options available for wine cellars, designed to provide superior insulation.

Adding a third layer of glass creates an additional air gap, further enhancing thermal protection. The glass is layered over the aluminum structure, which is concealed by black silkscreening, providing a seamless and luxurious aesthetic.






INSULATION SYSTEM

The IsoCase insulation system is designed to meet the highest standards while simplifying installations. By reducing on-site labor compared to traditional insulation methods, it also helps prevent potential errors that could go unnoticed once the wine cellar is complete.

Additionally, the system is designed for the direct installation of glass panels, finishing panels, racking and lighting, ensuring seamless integration. Preconfigured for the CubeLT cooling system, it is also compatible with other cooling units, offering flexibility for a wide range of cooling solutions.



← 3.365" →
← 2.675" →



COMPONENTS OF THE STRUCTURE

- A An exterior coating in metal composite providing a barrier against moisture and heat through thermal radiation.
- B Type III high-density expanded polystyrene with no thermal bridging for heat insulation through conduction.
- C 15 mm hardwood plywood nailing base on all surfaces for solid anchoring of bottle supports.
- D NU GREEN 2 offers moisture resistance, formaldehyde-free composition, and eco-friendly durability—ideal for maintaining stability in humid environments.
- E Interior coating in natural wood veneer protected by a low-VOC varnish or a multi-layer high-pressure laminate.
- F Mounting system for panels with no visible screws.
- G Adjustable foot system for easy leveling of the structure.



THE ENDLESS POSSIBILITIES

Our wine cellar insulation system offers unmatched flexibility with three module types: single door, double doors, or triple doors configurations. These modules can be used independently or joined together to cover long wall sections, providing endless layout possibilities to meet your specific needs.

Further customization is available with four height options ranging from 83 to 119 inches, three depth options from 18 to 32 inches, and 15 different module width options. This system integrates seamlessly into any space, giving you complete control over the look and functionality of your wine cellar.



THE ISOCASE MODULAR SYSTEM



1

glass panel
GLASS PANEL

The side of the wine cellar can be enclosed with a Cavea glass panel, providing an additional view of your wine collection.

2

isocase connector
ISOCASE CONNECTOR

IsoCase modules can be seamlessly connected with a connector to form a larger wine cellar, ensuring consistent environmental conditions throughout.

3

insulated panel
INSULATED PANEL

The sides of the wine cellar can be enclosed with insulated panels, which can be covered with any type of finish material, offering complete customization to match the surrounding decor.

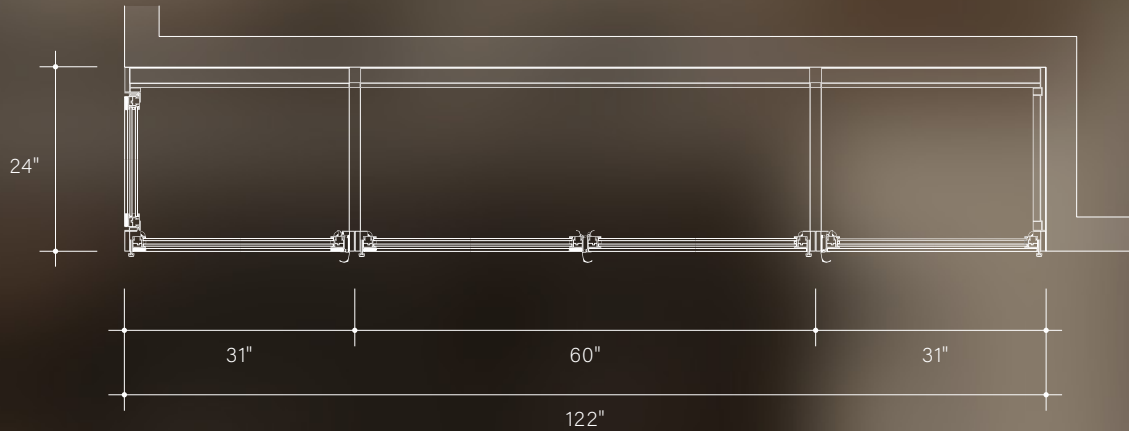
4

isocase module
ISOCASE MODULE

The modules are available with one to three doors and come in various sizes, providing an unlimited range of possibilities.

TAILORED TO YOUR SPACE

The IsoCase modular system is designed to adapt to a wide range of size requirements. Whether you need a compact solution for smaller spaces or a larger setup for more expansive areas, IsoCase adapts effortlessly to fit your specific needs.





THE ISOCASE SPECIFICATIONS

Modules	
Single door	26
Double doors	28
Triple doors	30
How to place an order	32
Cooling needs	33
Notes	34



A45-G-L-G-107-36-24

SINGLE DOOR

The one-door IsoCase module, available in widths ranging from 25 to 36 inches, is perfect for small spaces or seamless integration into kitchen cabinets. Its compact design makes it ideal for maximizing storage in limited areas, while still offering easy access to content.

However, modules with widths smaller than 36 inches cannot accommodate the RC4LT cooling system on their own and must be paired with a larger module.



GLASS PANEL OPTIONS

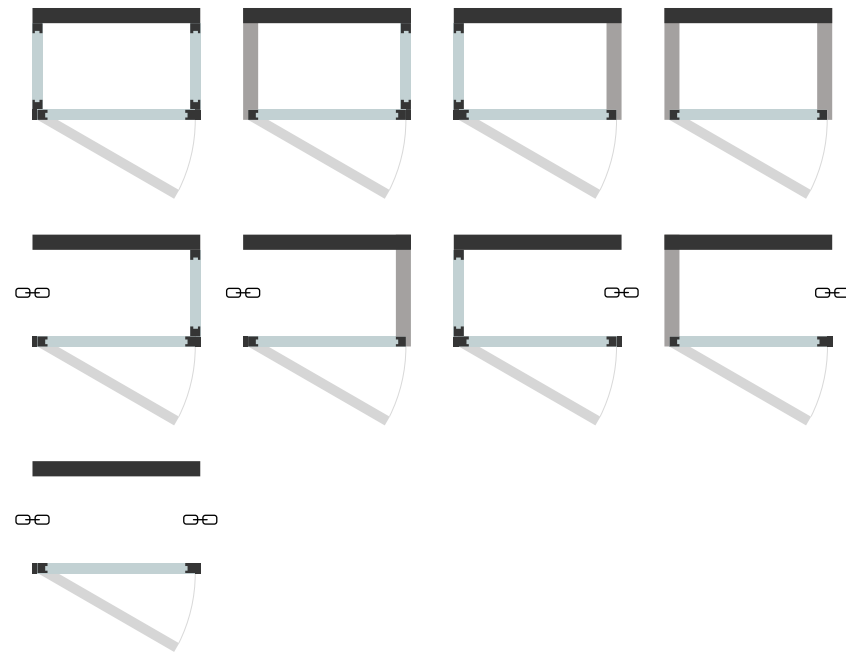


CAVEA A45



CAVEA One

CONFIGURATIONS



☺ IsoCase modules can be joined to form a long wall section.

DIMENSIONS

	WIDTH				
A	25"	28"	31"	33"	36"
B	20.7"	23.7"	26.7"	28.7"	31.7"
C	23.3"	26.3"	29.3"	31.3"	34.3"

	LENGTH			
D	83"	95"	107"	119"
E	75.8"	87.8"	99.8"	111.8"
F	74.78"	86.78"	98.78"	110.78"

	HEIGHT		
G	18"	24"	32"
H	12.59"	18.59"	26.59"





A45-G-R-G-107-60-24

DOUBLE DOORS

The two-door IsoCase module, available in widths ranging from 48 to 70 inches, offers greater clearance when the doors are open, ensuring easy access to content and making it ideal for drawer storage.

It can also serve as a central unit when multiple modules are combined to create a larger wall section.



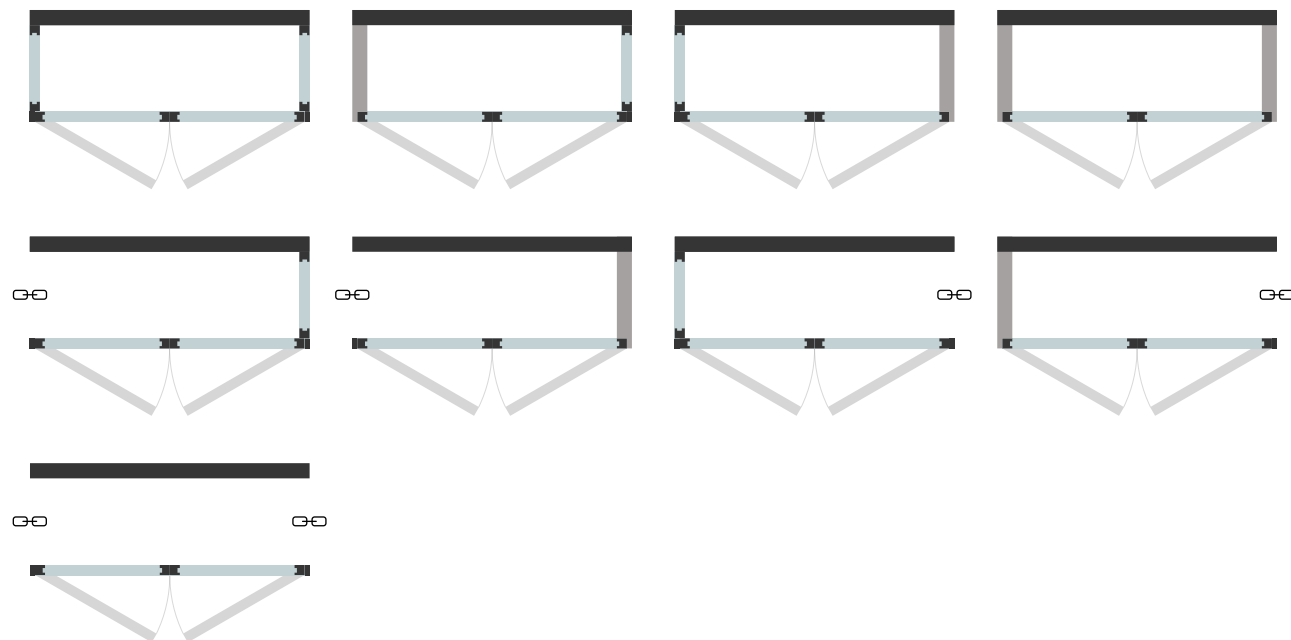
GLASS PANEL OPTIONS



CAVEA A45



CAVEA One



⊞ IsoCase modules can be joined to form a long wall section.

DIMENSIONS

	WIDTH				
A	48"	54"	60"	64"	70"
B	43.7"	49.7"	55.7"	59.7"	65.7"
C	23.15"	26.15"	29.15"	31.15"	34.15"

	LENGTH			
D	83"	95"	107"	119"
E	75.8"	87.8"	99.8"	111.8"
F	74.78"	86.78"	98.78"	110.78"

	HEIGHT		
G	18"	24"	32"
H	12.59"	18.59"	26.59"






A45-G-L-G-107-91-24

TRIPLE DOORS

The three-door IsoCase module, available in widths ranging from 73 to 106 inches, offers an excellent solution for long wall spans where uniformity and space efficiency are crucial. All doors open in the same direction, which enhances its streamlined appearance.

However, the hinge post design may create some limitations for drawer units, as it can restrict the full extension of the drawers.



GLASS PANEL OPTIONS

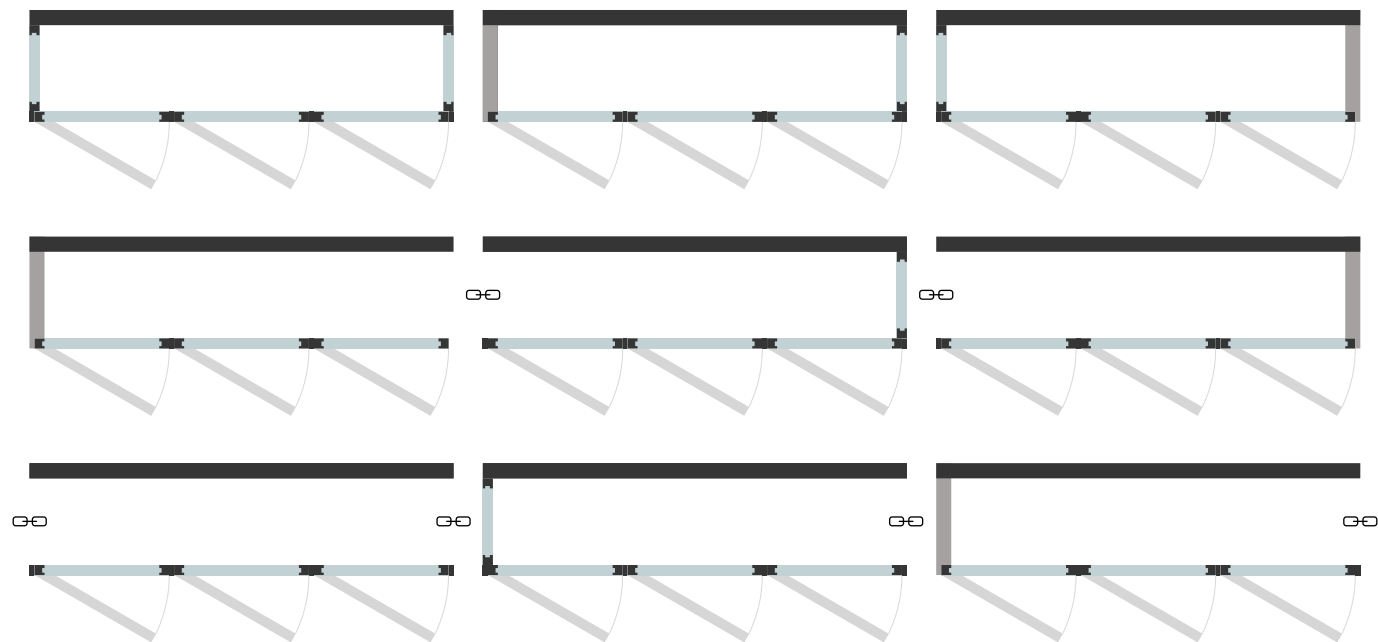


CAVEA A45



CAVEA One

CONFIGURATIONS



⊞ IsoCase modules can be joined to form a long wall section.

DIMENSIONS

	WIDTH				
A	73"	82"	91"	97"	106"
B	68.7"	77.7"	86.7"	92.7"	101.7"
C	23.12"	26.12"	29.12"	31.12"	34.12"

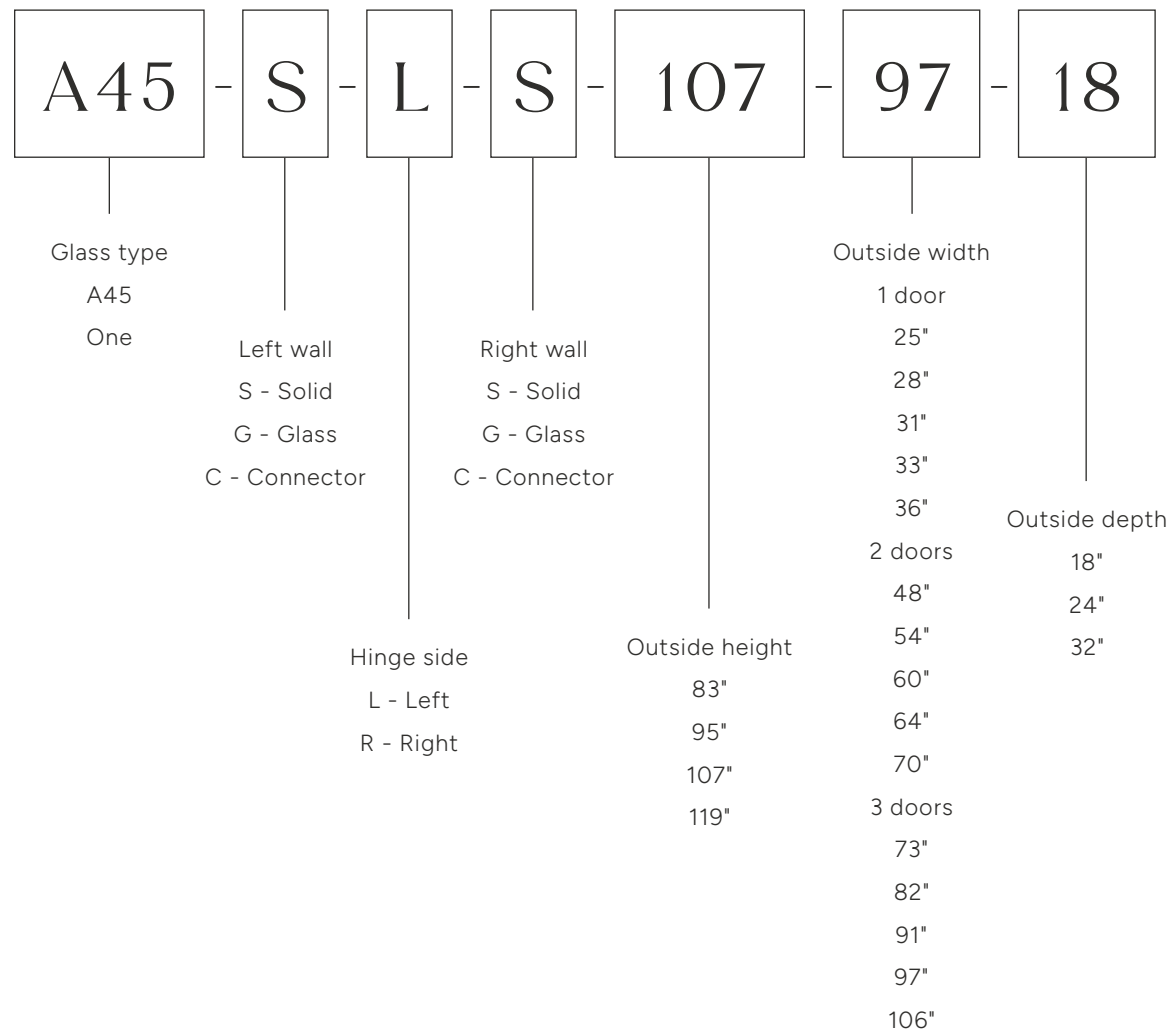
	LENGTH			
D	83"	95"	107"	119"
E	75.8"	87.8"	99.8"	111.8"
F	74.78"	86.78"	98.78"	110.78"

	HEIGHT		
G	18"	24"	32"
H	12.59"	18.59"	26.59"



HOW TO PLACE AN ORDER

The ISOCASE structure is available in 180 standard sizes and various configurations. When placing an order, you can choose the type of glass, the side panels, the door orientation, the dimensions, and the interior finish.



COOLING NEEDS

The demand for cooling varies according to the desired temperature inside the cellar as well as the temperature outside the wine cellar. You will find below cooling requirements under normal conditions:


Inside the wine cellar between 55°F [12.5°C] and 65°F [18.5°C]
 Outside the wine cellar between 68°F [20°C] and 75°F [24°C]

Number of doors	Quantity of diffusers (RC4)	Cooling Power	Cube LT	Cube
1	1	512 Btu/h [150W]	1	400 W
2	1	770 Btu/h [225W]	1	400 W
3	1	1024 Btu/h [300W]	1	400 W

notes
NOTES



notes
NOTES






The Wine Square

www.thewinesquare.com